



STOCK
ENGINEERED WOOD FLOOR



*The images printed are for visualization purpose and also the samples are for mere color purpose and may vary plank to plank.



STOCK
ENGINEERED WOOD FLOOR

VOODY
FLOORS

Maintenance
and Care

COVERINGS.EU
ACOUSTICS • CONCRETE • WOOD

VOODY
FLOORS

STOCK
ENGINEERED WOOD FLOOR

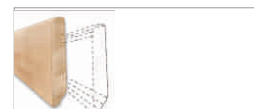
www.coverings.eu

Accessories




Beading

Creates a border between the floor and adjoining walls. They are used when removing an existing skirting is not possible or if one does not need a very high skirting.




Skirting

Skirting adds the final touch to wood floors. It provides finish to the floors by cladding the lower part of the adjoining walls.



Reducer Mouldings

Reducer mouldings are used to create a smooth transition between floors of different heights. For example, where wooden floors meet other flooring materials like marble floor or fitted carpet.




T-Mouldings

It is a type of moulding used in the transition between floors of the same height, where two rooms with identical flooring meet at a doorway. For example, hallways or bedrooms.



End Mouldings

Most useful when the wood floor meets an immovable object such as a door casing. It can also be used to cover the gap between the wooden floor and the wall or the window.



Stair Noses

Covers the open edges of the floor plans and provides a seamless transition between the horizontal and vertical sections of the staircase

Our Wood Floors are easy to maintain and clean. The veneered top layer on the planks makes it simple to keep spick and span year after year. These floors don't need any special leaning agents or methods, just a squeezed out damp mop will do.



Sweep the floor using a standard dust mop to remove dirt and dust.




No need to use wax, polish, oil or varnish on the floor.



When necessary wipe the floor with a squeezed out damp cloth using only water.



When necessary wipe the floor with a squeezed out damp cloth using only water.



Do not use abrasive cleaners on the floor.



In case something spills, slightly wipe the floor with a dry cloth.



Use felt pads / rubber feet under furniture legs to avoid scratching.



Entry mats help in collecting sand, dirt, grit and other substances that may harm your floor.



STOCK
ENGINEERED WOOD FLOOR

VOODY
FLOORS

STOCK
ENGINEERED WOOD FLOOR



PLANK

COVERINGS.EU
ACOUSTICS • CONCRETE • WOOD

VOODY
FLOORS



STKP-100 PRIME OAK
NATURAL ■ BRUSH ■ MATT ■ BEVEL



STKP-101 PORTO OAK
STAINED ■ BRUSH ■ MATT ■ BEVEL



STKP-102 PESKARA OAK
STAINED ■ BRUSH ■ MATT ■ BEVEL

STOCK PLANK

ENGINEERED WOOD FLOOR

Product images are extracted from the original samples.
Before confirming the order we suggest you to check for physical samples.



STKP-106 SMOKY SAW CUT
NATURAL ■ SAWCUT ■ BRUSH ■ MATT ■ BEVEL



STKP-107 LIME BIEGE OAK
STAINED ■ BRUSH ■ MATT ■ BEVEL

STOCK PLANK

ENGINEERED WOOD FLOOR



STKP-103 URBAN GREY OAK
STAINED ■ BRUSH ■ MATT ■ BEVEL




STKP-104 BALINESE OAK
STAINED ■ BRUSH ■ MATT ■ BEVEL



STKP-105 ELEGANT OAK
STAINED ■ BRUSH ■ MATT ■ BEVEL



STKP-108 BURMA TEAK
NATURAL ■ BRUSH ■ MATT ■ BEVEL



STKP-109 IMPERIAL WALNUT
NATURAL ■ SMOOTH ■ MATT ■ BEVEL

STOCK PLANK

ENGINEERED WOOD FLOOR

TECHNICAL SPECIFICATION

CODE	NAME	DIMENSIONS	QTY / BOX
STKP-100	PRIME OAK	1900x190x14/3	23.32 sq. ft
STKP-101	PORTO OAK	1900x190x14/3	23.32 sq. ft
STKP-102	PESKARA OAK	1900x190x14/3	23.32 sq. ft
STKP-103	URBAN GREY OAK	1900x190x14/3	23.32 sq. ft
STKP-104	BALINESE OAK	1900x190x14/3	23.32 sq. ft
STKP-105	ELEGANT OAK	1900x190x14/3	23.32 sq. ft
STKP-106	SMOKY SAW CUT	1900x190x14/3	23.32 sq. ft
STKP-107	LIME BIEGE OAK	1900x190x14/3	23.32 sq. ft
STKP-108	BURMA TEAK	1500x120x14/3	11.63 sq. ft
STKP-109	IMPERIAL WALNUT	1900x190x14/3	23.32 sq. ft

